

OTARU AREA MAP

Wide Area Map



NO!!

**Following acts are crimes
Imprisonment or fines will be imposed on you**

- Staying on the railroad tracks
- Entering into the other person's premises without permission
- Parking in "NO PARKING AREA"
- Littering on the roads or the other person's premises
- Obstruction of the traffic vehicles such as taking photos on the roads

Notice of the Accommodation Tax
Starting April 1, 2026!

The accommodation tax will be used for initiatives that promote sustainable tourism, including enhancing the appeal of tourism resources and improving the environment for welcoming visitors.

- **Payment Method**
Please pay the accommodation tax to the lodging facility with the same method used to pay for accommodation charges.
- **Tax Amount Based on Accommodation Charges**
(Otaru City tax uses a flat rate of ¥200)

Accommodation Charges	City Tax	Hokkaido Tax	Total Accommodation Tax
Less than ¥20,000	¥100	¥100	¥200
¥20,000 to less than ¥50,000	¥200	¥200	¥400
¥50,000 or more	¥500	¥200	¥700

Educational / Cultural & Tourist Facilities

Name	Address	TEL	Hours	Closed	Admission (general)
Temiya Cave Museum	1-3-4 Temiya	0134-33-2523 (Otaru Museum Main Building)	9:30 - 17:00	Tuesdays*Winter (Early November to late April)	¥100
Otaru Nishin Goten	3-228 Shukutsu	0134-22-1038	9:00 - 17:00	Winter (late November - early April)	¥300

*Entry to each facility is free of charge for elementary and junior high school students. *Closed the following weekday when a holiday falls on a usual closing day.

MAP INDEX

- 8 Trattoria Della Marina, Otaru G-11
- 10 Noh-café H-10
- 32 Sango LARCH MAP I
- 35 Teppanyaki Kokoro G-11
- 38 Otaru Kihinkan Old Aoyama Villa F-8
- 41 Minshuku Aotsuka Shokudo F-8
- 47 Otaru Tenguyama Ropeway and Ski Resort I-11
- 48 Otaru Glass Boat F-8
- 49 Otaru Wine Gallery H-12
- 52 Asarigawaonsen Ski Resort G-14
- 57 Sakuranoyama Sightseeing Farm MAP I
- 59 SaltValley408 MAP III
- 61 Nitori Tourist Orchard MAP I
- 63 Hokkai Wasabi F-12
- 68 Otaru Port Marina G-11
- 69 Otaru Aquarium F-8
- 72 AEON Otaru G-11
- 73 Wing Bay Otaru G-11
- 107 Otaru Kourakuen F-13
- 108 Grand Park Otaru G-11
- 110 Hotel Neuschloss Otaru F-8
- 111 Asarigawa Onsen Hotel G-14
- 112 Winkel Village G-14
- 113 Otaru Asari Classe Hotel G-14

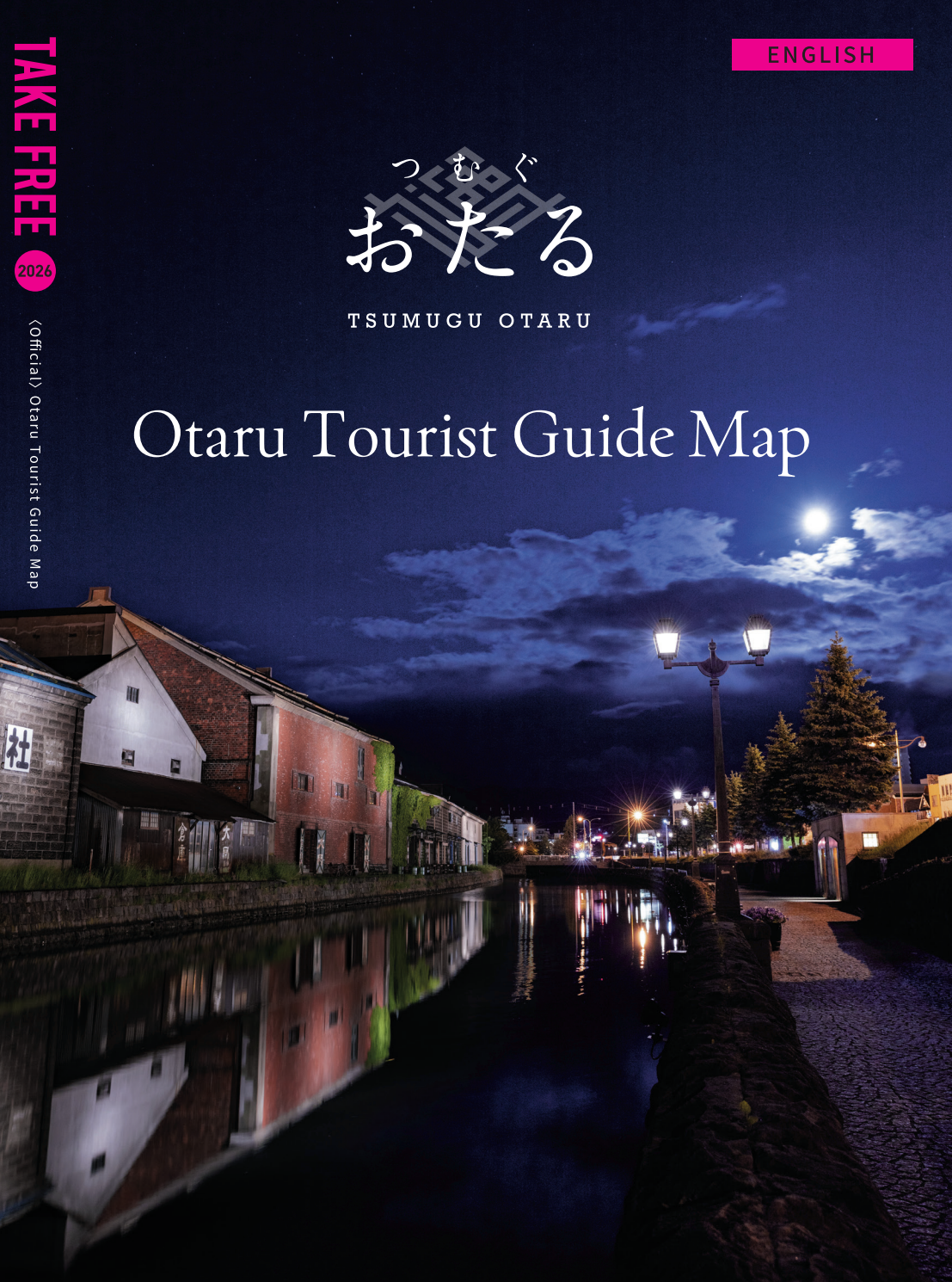
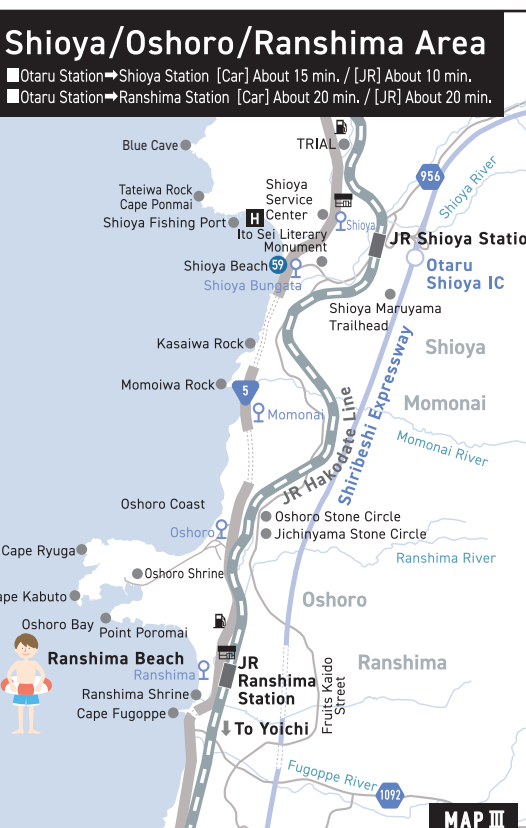
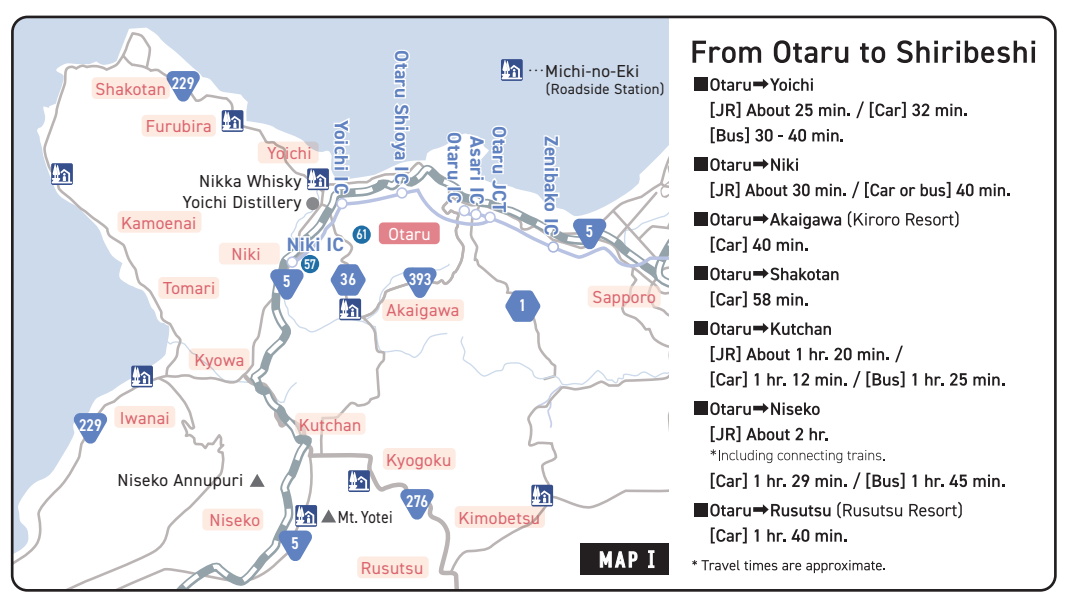
Otaru Stats

- Population: 102,355人 (59,673 households)
- Area: 243.83km²

*As of Dec 2025



- Legend**
- Convenience Store
 - Recommended Photo Spot
 - Parking
 - Major Bus Stop
 - Gas Station
 - Hotel
 - Important Cultural Property
 - Toilet
 - Wheelchair Accessible Toilet
 - Bank
 - Taxi Stand
 - Bicycle Rental
 - Evacuation Area
 - Coin-operated Lockers
 - Commemorative Stamp Location
 - Foreign Currency Exchange
 - Eat
 - Play & See
 - Shop
 - Stay



Official Otaru Tourist Guide Map

おたる

TSUMUGU OTARU

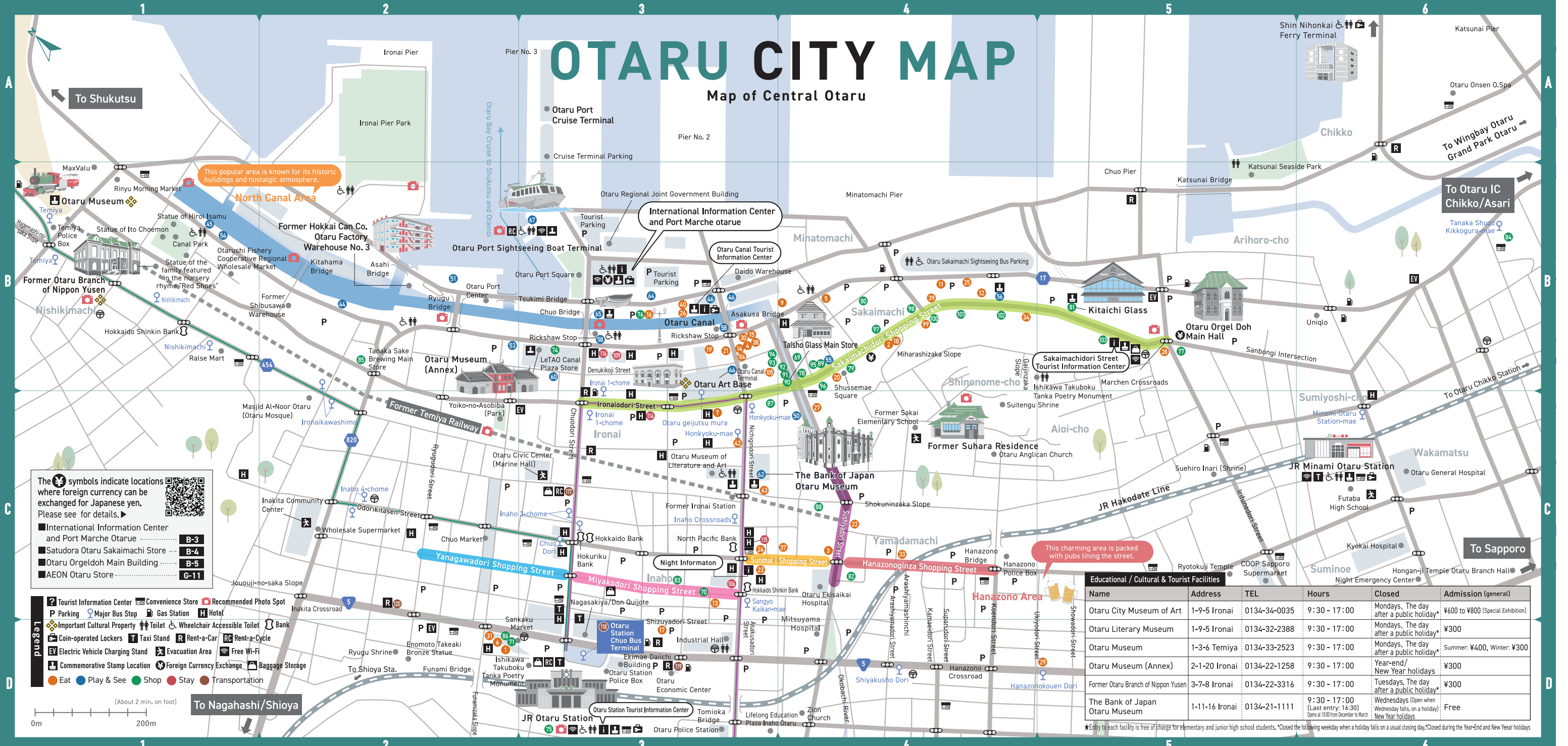
Otaru Tourist Guide Map

ENGLISH

TAKE FREE 2024

OTARU CITY MAP

Map of Central Otaru



The symbols indicate locations where foreign currency can be exchanged for Japanese yen. Please see for details.

- International Information Center and Port Marche Otarue B-3
- Satodora Otaru Sakaimachi Store B-4
- Otaru Orgeldoh Main Building B-5
- AEON Otaru Store G-11

Legend

- ☒ Tourist Information Center
- ☒ Convenience Store
- ☒ Recommended Photo Spot
- ☒ Major Bus Stop
- ☒ Gas Station
- ☒ Hotel
- ☒ Important Cultural Property
- ☒ Toilet
- ☒ Wheelchair Accessible Toilet
- ☒ Bank
- ☒ Coin-operated Lockers
- ☒ Taxi Stand
- ☒ Rent-a-Car
- ☒ Rent-a-Cycle
- ☒ Electric Vehicle Charging Stand
- ☒ Evacuation Area
- ☒ Free Wi-Fi
- ☒ Commemorative Stamp Location
- ☒ Foreign Currency Exchange
- ☒ Baggage Storage
- ☒ Eat
- ☒ Play & See
- ☒ Shop
- ☒ Stay
- ☒ Transportation

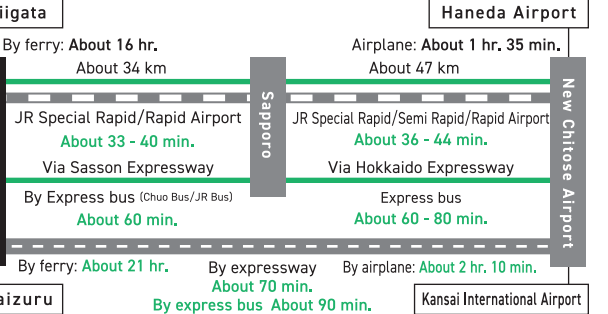


Name	Address	TEL	Hours	Closed	Admission (general)
Otaru City Museum of Art	1-9-5 Ironai	0134-34-0035	9:30 - 17:00	Mondays, The day after a public holiday	¥600 to ¥800 (Special Exhibition)
Otaru Literary Museum	1-9-5 Ironai	0134-32-2388	9:30 - 17:00	Mondays, The day after a public holiday	¥300
Otaru Museum	1-3-6 Temiya	0134-33-2523	9:30 - 17:00	Mondays, The day after a public holiday	Summer: ¥400, Winter: ¥300
Otaru Museum (Annex)	2-1-20 Ironai	0134-22-1258	9:30 - 17:00	Year-end/New Year holidays	¥300
Former Otaru Branch of Nippon Yusen	3-7-8 Ironai	0134-22-3316	9:30 - 17:00	Tuesdays, The day after a public holiday	¥300
The Bank of Japan Otaru Museum	1-11-16 Ironai	0134-21-1111	9:30 - 17:00 (Last entry: 16:30) (Opens at 10:00 from December to March)	Wednesdays (Open when Wednesday falls, on a holiday) New Year holidays	Free

*Entry to each facility is free of charge for elementary and junior high school students. *Closed the following weekday when a holiday falls on a usual closing day. *Closed during the Year-End and New Year holidays

Access Guide

It takes about 33 - 40 minutes to get to Otaru from Sapporo by JR Rapid train. These familiar sightseeing spots are easily accessible by bus or car.



Tourist Taxi/Taxi Companies in Otaru

- Tombo Hire 0134-26-2525
- Midori Compact Car Hire 0134-25-4411
- Kinsei Otaru Hire 0134-23-8181
- Hokkaido Chuo Taxi 0134-23-1616
- Otaru Tsubame Taxi 0134-27-2111
- Kodama Kotsu 0134-25-1234
- Sapporo Kotsu Otaru Hire 0134-29-4188
- Zenbako Kotsu 0134-62-6262

Sightseeing taxi charters available. Please contact us.

MAP INDEX

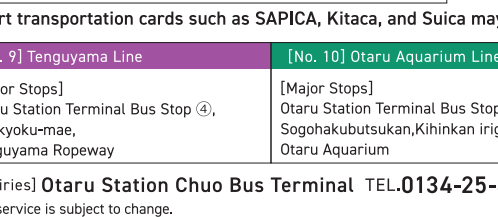
- 1 Ajidokoro Takeda D-2
- 2 Otaru Ezoya B-4
- 3 Otaru Sushiyadori Nihonbashi C-4
- 4 Otaru Denuki-koji B-3
- 5 Sushi-Go-Round Waraku Otaru B-4
- 6 Kita no Donburiya Takinami Shokudo D-2
- 7 The Ball Otaru C-3
- 8 Donbei Otaru Canal Store B-4
- 9 Yan-shu Kita-no-Ryoba Steak and Kaisendon B-4
- 10 Wagyu Kurosawa Sakaimachi-dori Store B-4
- 11 Amato C-3
- 12 Ungaya B-3
- 13 Otaru Ankake Yakisoba Kakuryu B-3
- 14 Otaru Beer Otaru Soko No.1 B-3
- 15 Yabuan Soba Restaurant D-3
- 16 Otaru Takeno Sushi B-4
- 17 Hao Chinese Restaurant B-3
- 18 Otaru Porokara B-4
- 19 Otaru Masazushi Zen-an B-3
- 20 Otaru Masazushi Main Store C-4
- 21 Otaru Stall Village Renga Alley C-3
- 22 Otaru Stall Village Roman Alley C-3
- 23 Kahisakan Otaru Store B-4
- 24 Cafe & Bar LAMP AND BELL B-3
- 25 Beef Cutlet Otaru Kurosawa C-4
- 26 Gin-no-Kane No. 1 Building B-5
- 27 Kushiyaki Taisho Hanazono D-5
- 28 Sawasaki Suisan Kaisen Shokudo B-3
- 29 Sankakutei D-2
- 30 Shikamazushi C-4
- 31 Takeda Zangi Fried Chicken B-4
- 32 New Sanko Otaru Main Store C-4

Public buses that go to major tourist destinations

Fare (per ride) Adult ¥240/Child ¥120
 Otaru City Bus One-Day Pass Adult ¥800/Child ¥400

The One-Day Pass offers unlimited rides on the Otaru City Bus (within designated area). [Sold at] Otaru Station Chuo Bus Terminal, on the bus, Port Marche Otarue, etc.

Smart transportation cards such as SAPICA, Kitaca, and Suica may be used.



Ferry Information

Shin Nihonkai Ferry Otaru TEL.0570-00-2921

Niigata→Otaru 6 trips per week
 [Departs Otaru→Arrives Niigata] Mon. - Sat. 16:45 - 9:15 next day
 [Departs Niigata→Arrives Otaru] Tue. - Sun. 12:00 - 4:30 next day

Maizuru→Otaru
 [Departs Otaru→Arrives Maizuru] Every day 23:30 - 21:15 next day
 [Departs Maizuru→Arrives Otaru] Every day 23:50 - 20:45 next day

*Please confirm service days and schedule in advance. *Schedule is subject to change.

Home to charming, historic neighborhoods surrounded by a magnificent natural landscape, Otaru is the perfect place to visit.

Not only will you find plenty of scenic spots such as the Otaru Canal, there are also plenty of famous treats to fill your belly such as fresh seafood, Western-style dishes, and sweets. Come experience Otaru's seasonal delights and enjoy how it changes from day to night!

Otaru Sightseeing Assistance | Otaru Tourist Information Centers

- Otaru International Information Center B-3**
 5-3 Minatomachi
 ☎ 9:00~20:00
 *Hours subject to change depending on season and events
 ☒ Open 365 days a year
 ☎ 0134-33-1661
- Otaru Station Tourist Information Center D-3**
 2-22-15 Inaho (Inside Otaru Station)
 ☎ 9:00~18:00
 *Hours subject to change depending on season and events
 ☒ Open 365 days a year
 ☎ 0134-29-1333
- Otaru Canal Tourist Information Center B-3**
 5-4 Minatomachi
 ☎ 9:00~18:00
 *Hours subject to change depending on season and events
 ☒ Open 365 days a year

Here you'll find info on restaurants and sightseeing spots that are open at night!

Sakaimachidori Street Tourist Information Center B-5
 6-11 Sakaimachi (In front of Taisho Glass Creators Market Sou)
 ☎ 9:00~18:00
 ☒ Open 365 days a year
 ☎ 0134-27-1133

Otaru Tourism Association Information C-3
 1-4-15 Inaho (Near the entrance to Sun Mall Shopping Street Otaru Stall Village Renga Alley)
 ☎ 17:00~22:00
 ☒ Open 365 days a year

Otaru Asobi <https://otaru-asobi.jp/>

Hokkaido Travel Safety Information <https://hokkaido-safe-travel.brdg.site/>

Emergency Contact Information

- Reporting Accidents 110
- Fire/Rescue/Ambulance 119
- Reporting Marine Accidents 118
- Nighttime Medical Emergency Center (Weekdays: 18:00 - 7:00 next day) / 1-7-6 Suminoe 0134-22-4618
- On-duty Hospital Telephone Service (Saturdays, holidays) 0134-22-4618
- Emergency Information for Tourists from Overseas (JNTO Call Center) 050-3816-2787